

2022-2023



**Kansas**  
**PTA<sup>®</sup>**  
*everychild.one voice.<sup>®</sup>*



## 2022-2023 Kansas PTA Awards Deadlines

Kansas PTA provides the opportunity for the local units of Kansas to participate in seven (7) award programs: Citizenship, National PTA Reflections, National PTA Reflections Theme Search, Virginia Peak Outstanding Leadership Award, Outstanding Educator and Outstanding Student Award.

All deadlines refer to the postmark date for entries to be received, although email is preferred.  
*Please note who should receive the entries.*

### 2022-2023 Reflections Program: "Show Your Voice"

(Guidelines and forms are available at [www.kansas-pta.org](http://www.kansas-pta.org))

Local Unit Chairman	October 14, 2022 or as determined by local unit
**Council Chairman	November 4, 2022 or as determined by Council
***Field Service Representative	December 9, 2022 or as determined by FSR
Kansas PTA Arts & Awards Chairman	January 13, 2023

### 2022-2023 Citizenship Program: "Future Me Hopes to Be..."

(Guidelines and forms are available at [www.kansas-pta.org](http://www.kansas-pta.org))

Local Unit Chairman	December 9, 2022 or as determined by local unit
**Council Chairman	January 13, 2023 or as determined by Council
***Field Service Representative	February 10, 2023 or as determined by FSR
Kansas PTA Arts & Awards Chairman	February 17, 2023

\*\*if your unit is not part of a council, submit your entries to the Field Service Representative.

\*\*\*If the Field Service Representative position is vacant for your area, submit your entries to the Kansas PTA Arts & Awards Chairman.

### 2022-2023 National Reflections Theme Search

Kansas PTA Arts & Awards Chairman	November 17, 2022
-----------------------------------	-------------------

### 2022-2023 Kansas PTA Arts in Education Awards Ceremony

The awards ceremony will be held in the Spring of 2023 with location to be announced.

### Membership Awards

All dues sent to the Kansas PTA State Office must be postmarked by March 1 to be eligible for awards.

### Virginia Peak Outstanding Leadership Award

Kansas PTA State Office	March 15, 2023
-------------------------	----------------

### Outstanding Educator & Outstanding Student Awards

Kansas PTA State Office	March 15, 2023
-------------------------	----------------

### Important Contacts:

Kansas PTA Arts & Awards Chairman: [artsedawards@kansas-pta.org](mailto:artsedawards@kansas-pta.org)

Kansas PTA State Office: [office@kansas-pta.org](mailto:office@kansas-pta.org)

# The Local PTA Leader's Guide to Reflections

## *Five Steps to Program Success*

The information on the following pages will help you better understand the National PTA Reflections program as well as your responsibilities as a Local PTA Reflections Leader. Specifically, this guide will show you how to:

- [Prepare for Your Reflections Program](#)
- [Promote Your Reflections Program](#)
- [Coordinate the Review of Student Submissions](#)
- [Celebrate Your Student Participants](#)
- [Wrap Up and Report Your Program Success](#)

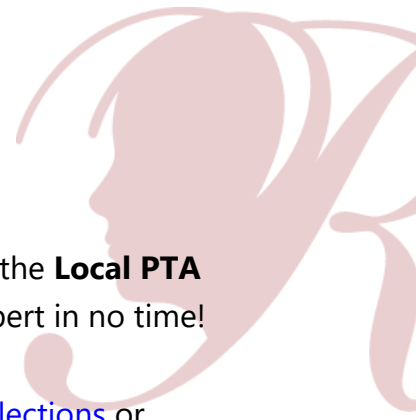
At the end of this guide, you will find [supplemental tools](#) that you can customize to suit your school community's unique needs. These tools (along with the resources provided to you by your state PTA), will enhance and support your Reflections program. They include:

- Getting Started Tools
  - [Reflections Program Leader's Checklist](#)
  - [Volunteer Sign-Up Sheet](#)
- Reflections Judge Welcome Packet
  - [Instructions and Criteria](#)
- Program Evaluation
  - [Sample Survey Questions](#)
- PTA Reflections Celebration Event
  - [Planning Guide and Timeline](#)

### **1. Prepare for Your Reflections Program**

First, some key background info. In 1969, Colorado State PTA President and arts educator Mary Lou Anderson introduced a student art contest that would eventually become Reflections, National PTA's cornerstone arts program. In the 50+ years since the program's founding, millions of students have been inspired to participate by reflecting on a specific, student-selected theme to create original artwork.

By hosting a Reflections program, you join a celebration of the importance of arts education that spans nationwide and in American schools overseas. Here's how to get started.



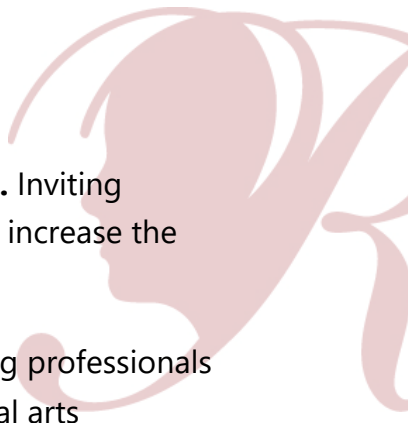
## Where to Find Training and Key Information

- Visit [PTA.org/Reflections/StartYourProgram](https://pta.org/Reflections/StartYourProgram) and review the **Local PTA Leader E-learning Course**. You'll become a Reflections expert in no time!
- **Coordinate with your State PTA** ([www.kansas-pta.org/reflections](https://www.kansas-pta.org/reflections) or [www.smac-pta.org/reflections](https://www.smac-pta.org/reflections)) to access to state-specific program materials, submission deadlines and instructions! The Reflections program is largely managed by our state PTAs.
- **Be sure to understand available arts categories and divisions.** All student entrants must follow official guidelines and arts category submission requirements, including a signed entry form (*Please note: National PTA will accept typed signatures*).
  - **Offer 1 or more arts categories.** The National PTA Reflections program offers recognition in [the following categories](#): dance choreography, film production, literature, music composition, photography and visual arts. Students may enter artworks in one or more arts categories.
  - **Offer 1 or more division.** Divisions include Primary (Pre-K through grade 2), Intermediate (grades 3-5), Middle School (grades 6-8), High School (grades 9-12), and Special Artist (All grades welcome—review the [special artist division rules](#) to learn more about opportunities and accommodations for students with disabilities).

## Building Your Volunteer and Judging Teams

**Recruit a Reflections Committee.** We recommend finding four to six parent and teacher volunteers—they will enrich your program by bringing a variety of ideas, talents and skills.

Volunteer support will also make your job easier and more enjoyable by ensuring that program tasks don't fall on your shoulders alone. Assigning project leaders and dividing tasks will save time and energy. Use the [volunteer sign-up sheet](#) to help recruit volunteers with specific skills/interests.



**Recruit a Team of Arts Experts to Review Student Submissions.** Inviting professionals in the arts community to participate as reviewers will increase the credibility of your program and exposure for PTA.

Reach out to your school's art teachers to help you identify working professionals in your local arts community. You can also consider contacting local arts agencies, arts and cultural organizations, colleges, community leaders and prominent artists. Use the program flyer at [PTA.org/Reflections/StartYourProgram](https://pta.org/Reflections/StartYourProgram) or [smac-pta.org/reflections](https://smac-pta.org/reflections) to help introduce your Reflections program to local arts professionals.

To ensure equitable judging, your team of art experts should include six or more people. All reviewers must have a working knowledge of their assigned arts area.

- *Please note:* It may take up to five minutes to review dance, film, music and writing submissions whereas photography and visual arts may take only two minutes


Be mindful of your reviewer's time and recruit additional judges for each category where needed.

## 2. Promote Your Program

The goal of the Reflections program is to encourage all students to participate in the arts, regardless of their previous experience. Take time to introduce the program to your families and school personnel to gain further support and interest in the program.

Visit your **State PTA's** ([www.kansas-pta.org/reflections](https://www.kansas-pta.org/reflections) or [www.smac-pta.org/reflections](https://www.smac-pta.org/reflections)) website to download important materials you'll need to share with students and their families, including the **official guidelines** and **entry form**. Please review your state's official rules and ensure your PTA/PTSA is in "good standing" status of affiliation with your State PTA. It is the responsibility of the state and local PTA/PTSA to determine each student's eligibility in the National PTA Reflections program.

- **Sample Announcement:** Do you enjoy art, music and dance or have an interest in writing, producing films and taking photos? Then join us and have fun unleashing your inner artist with PTA Reflections! Pick up submission guidelines and an entry form today from **<INSERT**



**CONTACT/CONTACT INFORMATION>**. For inspiration, visit the Reflections virtual art gallery and learn more about prizes and scholarships at [PTA.org/Reflections/Awards](https://www.pta.org/Reflections/Awards).

**Be innovative** in promoting your Reflections program and use all the communication avenues available to you. Consider the following ideas:

- Send program flyers and materials home to parents. Be sure to include everything a student would need to know to participate in the program.
- Regularly post your call for entries on school and/or PTA website and social media as well as newsletters, blogs and bulletin boards.
- Ask student leaders or past participants to act as program advocates and encourage their peers over morning announcements. Willing students might be found in classes, programs and afterschool clubs that involve the creative, literary, media and performing arts.
- Host a PTA table or student arts showcase at schoolwide assemblies and back to school nights. Have flyers, participation guidelines and entry forms available.
- Request time at a staff meeting to present the Reflections program to teachers. Gather ideas on how they might encourage their class to participate. Ask how this year's theme might be linked to curriculum and other learning objectives.
- Use **National Arts in Education Week** (beginning the second Sunday of each September) or **National Arts and Humanities Month** (each October) to encourage participation in the program. Reserve time, space and materials for students to participate in the arts and the program.


### 3. Coordinate the Review of Student Submissions

The program theme and review criteria are what make Reflections stand out among other arts contests.

#### Reflections Artwork Review Process

Your Reflections review and judging process will involve collecting, qualifying and reviewing submissions.

- **Collecting Submissions:** Coordinate with your state PTA to ensure you are collecting entries and entry information by their standards and requirements.

- 
- **Qualifying Submissions:** Submissions are reviewed by arts category and division. Ask your Reflections Committee to scan and flag incomplete entry forms and submissions that do not follow program guidelines and submission requirements.
  - **Reviewing Submissions:** Reviewers should use their professional experience to consider each entry completely and assign scores based on the provided review criteria and process.

You are encouraged to set your Reflections submission deadline approximately one month before your winning submissions are due to advance to the next level (either your district/council/region PTA or your state PTA). This will allow ample time for organizing, qualifying and scoring submissions, as well as preparing winners for the next round.

## Reflections Artwork Review Criteria

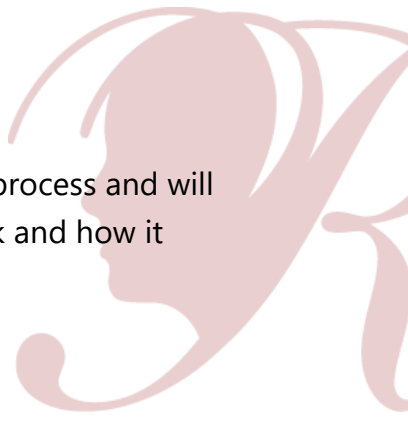
National PTA provides the following criteria for reviewing Reflections submissions:

- **Interpretation of Theme (40 pts.)** How closely the piece relates to the theme, based on the artwork itself and the artist statement.
- **Creativity (30 pts.)** How creative and original the piece is in its conception of the theme and its presentation.
- **Technical Skill (30 pts.)** The level of skill demonstrated in the basic principles/techniques of the arts area.

Notice that **“interpretation of theme” is weighed more heavily than the other considerations**. A well-developed concept is more important than technique. Entries should be judged primarily on how well the student uses their artistic vision to portray the theme, rather than their technical skill or creative process.

## How to Conduct “Blind Judging”

“Blind judging” is a standard practice for art competitions, where reviewers do not see student information to reduce the possibility of bias. Although you should omit the students’ name and other personal information, you *should* share with your judges the complete artwork, the title and artist statement for each entry they are assigned.



The artwork title and artist statement are important to the review process and will help reviewers understand each student's inspiration for their work and how it relates to the theme.

Consider both online and in-person review session options:

- **To host an online review session,** assign numbers to each submission and provide reviewers with a list of submission titles and artist statements by assigned number. Share digital copies of student works using cloud-based file sharing platforms, CDs, and/or USB drives.
- **To host an in-person review session,** display works on tables around the room. Place the title of work and artist statement in front of the student's work. Trifold the student entry form to show only the judging information section. Instruct reviewers to rotate around the room and score each entry.

Provide reviewers with [the directions and the Review Packet](#) found at the end of this guide to support their review process. Have judges record their points for each student work, then add together the points from each judge and rank the artwork accordingly. **If two entries are tied, the entry with the higher score for interpretation of theme receives more recognition.**

## List Student Winners and Gather Awards

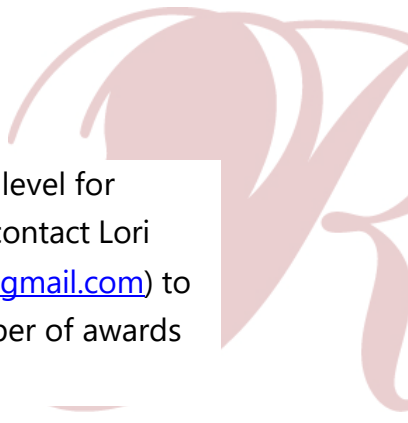
Now that you have your list of winners, you'll need to assign awards! Create an outline of awardees based on your rankings by student's division and arts category (e.g., Award of Excellence; Award of Merit; Honorable Mention).

Consider purchasing or creating certificates, medallions and prizes to present to students during your awards ceremony. Visit [ShopPTA.com](https://shoppta.com) and click on "Reflections" to see options.

## Provide Opportunities for State and National Recognition

The PTA Reflections program is multi-level, which means your local PTA's winning student artists have the opportunity to be recognized at the district/council/region, state and National PTA levels!





You are encouraged to advance your finalists to the next available level for another round of review. For more details and instructions, please contact Lori Stanziola ([lori@lskcdesign.com](mailto:lori@lskcdesign.com)) or Becky Richmond ([buck.rich100@gmail.com](mailto:buck.rich100@gmail.com)) to learn more. They will offer additional guidance regarding the number of awards and/or number of submissions that may advance to the next level.

### **Thank Your Reflections Reviewers**

It is important to show appreciation to your team of art experts for their time. You may choose to publicly recognize volunteer reviewers to inspire students and raise the credibility of your program.

However, if a question is raised about the status or score of an entry, it is the responsibility of the PTA Reflections Committee to address it. Under no conditions may a reviewer be contacted and/or respond to disputes regarding the status and score of an entry.

## **4. Celebrate Your Student Artists!**

Once your review is complete, it's time to celebrate! Recognizing your students' participation and accomplishments will help your school community create memories that will last a lifetime. You will grow students' confidence by hosting opportunities for family members, school personnel and community leaders to value their artistic skills, creative vision and unique interpretation of the Reflections theme.

### **Ways to Spread the Word About Your Student Artists**

There are many ways to announce winners, distribute awards and showcase works for the whole school and community to enjoy.

- Announce winners on PTA/school website and in newsletters and social media
- Award certificates, ribbons and/or prizes donated by local businesses.
- Showcase student works at PTA and school board meetings and display student works throughout school and community venues (e.g., school lobby, local library, community arts centre).
- Invite school leaders, policy makers and community leaders to celebration events to meet families and learn more about PTA's support for arts education.

Use the [PTA Reflections Celebration Event Planning Guide](#) at the end of this document for planning tips and visit [PTA.org/Reflections/StartYourProgram](https://pta.org/Reflections/StartYourProgram) for other celebration tools.

## 5. Wrap Up and Report Your Reflections Program Success

After your Reflections program concludes for the year, one of the most important tasks is to thank those who helped make it a success. Use the **Thank you letter** at [PTA.org/Reflections/StartYourProgram](https://pta.org/Reflections/StartYourProgram) to thank student and parent leaders, school personnel, submission reviewers and community businesses for their support.

### Next Steps for Student Artworks

**Be sure to return non-advancing works to the student artists** immediately following judging and/or exhibition and no later than the last day of the school year. Electronic submissions (video, music, pdf., and digital photos) are typically not returned. Please be sensitive to secondary students needing their artwork for college admission.

**Communicate with advancing student artists regarding their artworks.** If student artwork advances, it will be returned according to your state PTA's policies.

### Plan for Next Year

Meet with your Reflections Committee and other team members to reflect on the program, gather feedback from your school community, and document successes and areas needing improvement.

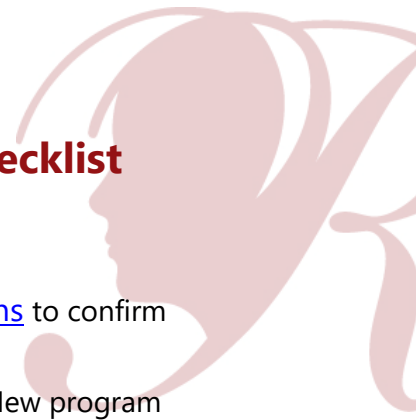
Sharing this information with next year's team will provide a smooth transition from one Reflections Chair to the next. Use the [Program Evaluation](#) at the end of this guide to collect feedback from your community.

### Share Your Success

Visibility of award announcements, attendance at your celebration event, and personal quotes from families and community partners will help capture your program's reach and impact as well as your PTA's ability to support student success, engage families and build community partnerships. Don't hide your light under a basket! After your program concludes, we encourage you to share your Reflections program's success with your state PTA and National PTA to assist Reflections leaders in improving the program for future students. We also encourage you to share your success with your PTA board and school administrators to reinforce the joy the program brings to your community.

# Supplemental Tools

## The Local PTA Leader Reflections Program Checklist



### Step 1. Getting Started

- ☐ Visit [www.kansas-pta.org/reflections](http://www.kansas-pta.org/reflections) or [www.smac-pta.org/reflections](http://www.smac-pta.org/reflections) to confirm student eligibility and gather important deadlines and materials.
- ☐ Determine which arts categories and grade divisions your PTA will offer. New program leaders may consider getting started with one or more arts category and division.
- ☐ Plan and budget for your awards, prizes and recognition activities.
- ☐ Recruit a Committee to help you promote participation, coordinate judging and host events.
- ☐ Recruit experienced artists to review student works.
- ☐ Share your program plans with your PTA and school leaders.

### Step 2. Promote Your Program

- ☐ Distribute program rules and entry forms to students and teachers.
- ☐ Promote your submission deadline and instructions on how to enter. Don't forget to include any available awards, scholarships and prizes!

### Step 3. Review Submissions

- ☐ Collect and organize submissions by category and division.
- ☐ Qualify entries according to each arts category rules.
- ☐ Share judging materials and submissions with your volunteer judges.
- ☐ Collect scores from judges and rank submissions.
- ☐ Gather awards and prizes and prepare works for exhibition.

### Step 4. Celebrate Participants

- ☐ Announce awardees to the whole school community.
- ☐ Host a Reflections Celebration Event to showcase student work and distribute certificates/awards.
- ☐ Offer state and national opportunities for student recognition by sending your finalists to the next judging round.
- ☐ For Shawnee Mission schools: Communicate and publicize the Open House event to celebrate your school winners and see who is moving on to the State Reflections contest.

### Step 5. Wrap Up

- ☐ Return non-advancing submissions to students.
- ☐ Recognize volunteers, community partners, and judges.
- ☐ Evaluate your program to consider future improvements.

## Volunteer Sign-Up Sheet



### Publicist

To promote Reflections to school leaders and teachers, post flyers in school and around the community, share celebration event invitations with participating families, share announcements with local media outlets.

NAME \_\_\_\_\_ EMAIL \_\_\_\_\_ PHONE \_\_\_\_\_

NAME \_\_\_\_\_ EMAIL \_\_\_\_\_ PHONE \_\_\_\_\_

### Judging Coordinator

To recruit volunteer judges, organize artwork for judging, support judges and calculate their scores.

NAME \_\_\_\_\_ EMAIL \_\_\_\_\_ PHONE \_\_\_\_\_

NAME \_\_\_\_\_ EMAIL \_\_\_\_\_ PHONE \_\_\_\_\_

### Computer Wiz

To organize student entry information for award announcements, printed programs, certificates/awards and provide a list of students advancing to the next round of judging.

NAME \_\_\_\_\_ EMAIL \_\_\_\_\_ PHONE \_\_\_\_\_

NAME \_\_\_\_\_ EMAIL \_\_\_\_\_ PHONE \_\_\_\_\_

### Celebration Coordinator

To exhibit artwork, prepare student awards and lead on site event activities (program, refreshments, decorations, etc.)

NAME \_\_\_\_\_ EMAIL \_\_\_\_\_ PHONE \_\_\_\_\_

NAME \_\_\_\_\_ EMAIL \_\_\_\_\_ PHONE \_\_\_\_\_

# Reflections Program Judge Review Packet and Criteria

## Welcome Reflections Judge!

Thank you for supporting the artistic and cultural exploration of our students by serving as a volunteer reviewer for the PTA Reflections program! Your artistic expertise and enthusiasm contribute to the vibrancy and creativity of our school community. Before you begin, please familiarize yourself with the following criteria, theme and scoring materials.

## Criteria

All PTA Reflections program entries are judged on three criteria:

- **Interpretation of Theme (40 pts.)** How closely the piece relates to the theme, based on the artwork itself and the artist statement.
- **Creativity (30 pts.)** How creative and original the piece is in its conception of the theme and its presentation.
- **Technical Skill (30 pts.)** The level of skill demonstrated in the basic principles/techniques of the arts area.

Notice how heavily “Interpretation of Theme” is weighted? This is what makes the National PTA Reflections Arts Program unique. A well-developed concept is more important than technique. **If two entries are tied, the entry with the higher score for interpretation of theme receives more recognition.** Use the provided rubric within this packet to keep your scores consistent.

## Materials

The following entry information will be provided to you during your review.

- **Title of Artwork and student’s Artist Statement:** These may provide insight on the student’s artistic style/genre and the materials the student used. Look for personal meaning and reflection on the theme to help you decide the student’s Interpretation of Theme score.
- **Grade Division:** The student’s division may provide insight on student’s range of technical skill, ability and competencies displayed in their submission.
- **Additional Artwork Details:** If noted, artwork details will offer information related to cited material, submission size/length, etc.

Please record points for each entry on the provided score card. To flag questionable entries, contact your PTA Reflections Chair.

After scoring your assigned entries, please turn in your scores to the PTA Reflections Chair.




## Reflections Reviewer Criteria

<b>Criteria / Level</b>	<b>Beginning</b>	<b>Developing</b>	<b>Proficient</b>	<b>Accomplished</b>	<b>Advanced</b>
<b>Interpretation</b>	<b>1-8 pts.</b>	<b>9-16 pts.</b>	<b>17-24 pts.</b>	<b>25-32 pts.</b>	<b>33-40 pts.</b>
How closely the piece relates to the theme, based on the Work itself and the artist statement.	The interpretation lacks clarity and does not communicate the student's concept.	The interpretation lacks clarity and does not fully communicate the student's concept based on the theme.	The interpretation communicates the student's concept based on the theme.	The interpretation clearly communicates the student's concept based on the theme but lacks meaning, purpose, and integrity.	The interpretation clearly communicates the student's whole concept based on the theme with meaning, purpose and integrity.
<b>Creativity</b>	<b>1-6 pts.</b>	<b>7-12 pts.</b>	<b>13-18 pts.</b>	<b>19-24 pts.</b>	<b>25-30 pts.</b>
How creative and original the piece is in its conception of the theme and its presentation.	Work is somewhat original and reflects the theme using very conventional ways.	Work is somewhat original and reflects the theme using conventional ways.	Work is original and reflects the theme using conventional ways.	Work is primarily original and reflects the theme using imaginative ways.	Work is highly original and reflects the theme using unconventional, interesting, imaginative



					and new ways.
<b>Technique</b>	<b>1-6 pts.</b>	<b>7-12 pts.</b>	<b>13-18 pts.</b>	<b>19-24 pts.</b>	<b>25-30 pts.</b>
The level of skill demonstrated in the basic principles/ techniques of the arts area.	Work demonstrate s very limited skill of the arts area.	Work demonstrate s limited skill of the arts area.	Work demonstrates capable skill of the arts area.	Work demonstrates expertise of skill of the arts area.	Work demonstrat es mastery of skill and knowledge of the arts area.

## Reflections Reviewer Score Card



Entry #	Interpretation (40 pts)	Creativity (30 pts)	Technique (30 pts)	Total Score	Notes
1					
2					
3					
4					
5					
6					
7					
8					
9					
10					
11					
12					
13					
14					
15					
16					
17					
18					
19					
20					
21					
22					
23					
24					
25					



## Reflections Program Evaluation

As a part of your program wrap-up, be sure to include program evaluation. Begin with a survey to your school community (i.e., parents, students, teachers) about their experience with the Reflections program. Use the survey responses you gather to start a conversation with your Reflections Committee and/or school leaders about how to improve for next year!

### Sample School Community Survey Questions

1. First and Last Name
2. Please check which best describes you:
  - a. Student
  - b. Parent/Guardian
  - c. Teacher
  - d. Other:
3. How did you hear about the Reflections program?
  - a. Note/Information from teacher
  - b. PTA newsletters
  - c. School social media
  - d. PTA social media
  - e. Posters
  - f. Other:
4. Overall, how satisfied are you with our PTA/School's Reflections program?
5. Overall, do you feel like you understood how to participate and/or be involved in the Reflections program?
6. Do you have any suggestions/comments that will help us make our PTA/School's Reflections program better?

### Sample General Feedback Discussion Questions

1. What worked?
2. What didn't?
3. Would you revise program promotion in the future? If yes, why and how?
4. Would you revise your program timeline? If yes, why and how?
5. Would you revise judge training and/or the review process? If yes, why and how?



## PTA Reflections Celebration Event Planning Guide

Hosting a PTA Reflections Celebration is a powerful way to encourage students to explore and be involved in the arts. This event is a great tool for school leaders and families to showcase the importance of arts education and offer positive reinforcement for participation in the National PTA Reflections program.

At a Reflections Celebration event, parents and community leaders are welcomed into the school to discover the rich cultures and artistic skills presented by your student artists. Generally, the event features an art exhibit with live student performances as well as an awards ceremony. During the PTA Reflections Celebration, families will:

- Recognize their child's participation and achievement in the arts.
- Discover new opportunities to stay involved in their child's learning through the arts.
- Understand how arts programs provide necessary educational benefits and share their positive experiences with school and community leaders.

### Why is Student Recognition Important?

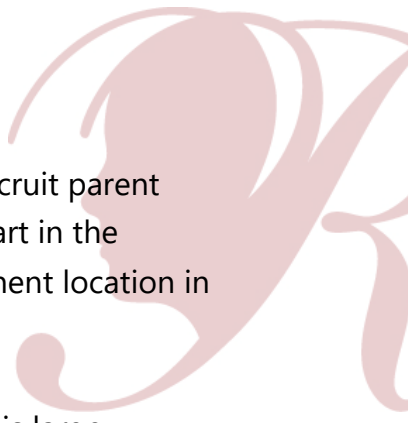
Celebrating student achievement provides an opportunity for schools and families to connect with each other and to their community.

When PTAs and schools celebrate the arts together, all families feel welcomed into the school community and are encouraged to take an active role in their child's learning. And the benefits go beyond the arts—research shows positive recognition and strong family engagement result in higher rates of student success in school and in life.

Celebration events also serve as a platform for communicating the importance of arts education in your school. Use this opportunity to ensure school leaders, policy makers and community leaders recognize the value of learning through the arts.

### How to Plan Your PTA Reflections Celebration

1. **Build your event team.** Discuss the objectives for your event and the event logistics (i.e., select the event space, time and date, and sketch out plans for promotion).

- 
2. **Decorate the school with student artwork.** Prior to the event, recruit parent and student volunteers to assist teachers with displays of student art in the classrooms and hallways. Place your Reflections exhibit in a prominent location in the school such as the lobby, cafeteria, library or hallway.
  3. **Plan your awards ceremony.** Secure a location in the school that is large enough for all attendees, as well as performances (e.g., gym, auditorium, multi-purpose room, library or cafeteria). Then identify student artists to exhibit their art or perform during the awards ceremony.
    - a. Consider including welcoming or closing remarks from your PTA President, PTA Reflections Chair and/or school principal. You could also invite special guests to deliver remarks.
    - b. Create a program listing the names of student performers and featured presenters. Also include names of students whose artwork is exhibited.
  4. **Gather event supplies for your awards ceremony and art exhibit.** Consider certificates, medallions and prizes to present during your awards ceremony. Visit [ShopPTA.com](https://www.shoppta.com) and click on "Reflections" to see options.
    - a. *Other supplies may include:* Small gifts to recognize guest speakers, tablecloths, signage for reserved seats, decorations, audio visual needs and/or a microphone.
    - b. *Art exhibit materials may include:* name cards, a welcome sign and refreshments.
  5. **Promote your event.** Ensure that your school community knows that all families are welcome to celebrate the arts together! Use all of your PTA and school communications tools.
    - a. Send personalized invitations to school leaders, community arts advocates and policymakers.
    - b. Feature your award-winning entries in these communications.
    - c. Invite local media to attend and generate visibility for your school and PTA.
  6. **Host your PTA Reflections Celebration.** Revise the schedule below to best fit the needs of your school community. Below, you will find an example for a two-hour event with 30 minutes of celebration in the beginning as families

congregate, 60 minutes of awards ceremony featuring student performances and guest speakers, and 30 minutes of celebration at the end.

7. **Say Thank You:** After your celebration concludes, thank those who helped make it a success. Be sure to include all of the following groups in your recognition plan: student leaders, volunteers, school personnel and community partners.

## **Sample Celebration Outline**

### **1. Setup (At Least One Hour Prior to Official Event Start)**

- Decorate the reception room and prepare the refreshments, exhibits and awards ceremony space.
- Prepare the welcome table to include program information, marked school maps of the exhibit space and PTA membership information.
- Hang directional signage where appropriate (including parking areas).

### **2. Families Arrive (Event Start)**

- Welcome families with a program, encourage them to visit the exhibit and take a membership card if new to PTA.

### **3. Opening Reception (30 minutes)**

- Families visit the PTA Reflections Exhibit and enjoy live student performances.

### **4. Awards Ceremony (60 minutes)**

- Welcoming remarks by school principal and/or PTA President.
- Keynote speaker such as arts teacher, community arts professional or public official.
- Presentation of awards.
- Closing remarks by PTA Reflections Chair, PTA President or student leader.

### **5. Closing Reception (30 minutes)**

- Families visit the PTA Reflections Exhibit and enjoy live student performances.



# Entry Form

## How to Enter

Use the arts to share your personal Reflections on this year's theme: \_\_\_\_\_

Submissions are due to \_\_\_\_\_ by \_\_\_\_\_.

Experienced artists will review your work for interpretation of theme, creativity and technique. We look forward to celebrating your artistry and achievement in the arts! Save the date for this year's Reflections Celebration \_\_\_\_\_.

## Dance Choreography

Solo and ensemble works of all dance styles are accepted. Entrant must be the choreographer and may also be the performer, or one of the performers. If background music is used, cite it on the entry form. **Video file must not exceed 5 minutes** in length and 1,000 MB (1,000 megabyte) in file size and be in MP4 or AVI format.

## Film Production

Accepted short film styles include: Animation, narrative, documentary, experimental or media presentation. Use of PowerPoint is prohibited. Entrant must be the screenwriter, cinematographer, editor and producer. If background music is used, cite it on the entry form. **Video file must not exceed 5 minutes** in length and 1,000 MB (1,000 megabyte) in file size and be in MP4 or AVI format.

## Literature

Accepted forms of fiction and nonfiction include: Prose, poetry, reflective essay, screen play and play script, narrative, and short story. Entrants may write in their primary language as long as an interpretive English translation is also attached. Use of copyrighted material is prohibited. **Writing must not exceed 2,000 words** and may be handwritten or typed. Accepted formats: Single-sided print on 8 ½x11" paper, PDF file.

## Music Composition

All music styles and combinations of instrumentation are accepted. Entrant must be the composer and may also be the performer, or one of the performers. Use of copyrighted material is prohibited. **Audio recording must not exceed 5 minutes** in length and 1,000 MB (1,000 megabyte) in file size. Accepted audio file formats include: MP3 and WAV. Notation (score/tabature) in PDF format is only required for middle and high school divisions. In place of a notated score entrant may include a **written reflective statement** that provides a musically technical explanation of how you wrote the music (100 words or less).

## Photography

Photo must be a single print/digital image. Collages and collections of photos are not accepted. Entrant must be the photographer and may use a variety of digital editing techniques including but not limited to, multiple exposure, negative sandwich and photogram. Use of copyrighted material is prohibited. **Print image dimensions must be no smaller than 3x5 inches and no larger than 8x10 inches.** Accepted print formats: Mounted on mat or poster board no larger than 11x14 inches. Framed prints are not accepted. **Digital image dimensions must be at least 640x960 (pixels) and 300 dpi (resolution).** Accepted file formats: JPEG, JPG, and PNG.

## Visual Arts

Works of both fine and design arts are accepted, including but not limited to: architectural drawing and models, ceramics, collage, computer generated images and graphics, crafts, drawing, fashion clothes and jewelry, fiber work, mixed media, painting, printmaking and sculpture. Use of copyrighted material is prohibited. **2D artworks must be mounted on sturdy material and no larger than 24x30 inches with matting.** Framed entries are not accepted. Include one digital image of artwork with your submission. **3D artwork submissions must contain 3 digital images of artwork at different angles.** Image(s) are used for artwork identification, judging and exhibition purposes. Accepted file formats: JPEG, JPG, and PNG.

## Special Artist

Students who identify as having a disability and may receive services under IDEA or ADA: Section 504 may enter in the Special Artist Division **OR** grade division most closely aligned to their functional abilities. **See Official Rules for details.**



# Entry Form

## Official Rules

By submitting an artwork to the "National PTA Reflections Program," entrants accept and agree to be bound by the official rules for participation as well as the entry requirements for their specific arts category and division. Additional state program requirements may apply. Any violation of these rules may, at PTA's discretion, result in disqualification. All decisions of the reviewers regarding this program are final and binding in all respects. (The "PTA" referred to in these rules include all PTAs reviewing the submission).

1. **ELIGIBILITY.** Students must participate through a local PTA/PTSA. Each student's eligibility is determined by the state and local PTA/PTSA. A student may develop an entry inside or outside of school.
2. **ARTS CATEGORIES.** There are six arts categories—dance choreography, film production, literature, music composition, photography and visual arts. Students may enter the National PTA Reflections Program in one or more arts categories. See each arts category rules for additional entry requirements.
3. **GRADE DIVISIONS.** Students may enter in the appropriate division for their grade (Primary: Preschool-Grade 2; Intermediate: Grades 3-5; Middle School: Grades 6-8; High School: Grades 9-12; Special Artist: All grades welcome). The Special Artist Division welcomes students from all grades and abilities and offers non-artistic accommodations (e.g. adaptive technology; transcribing; holding a camera) for students to participate fully in PTA Reflections. Assistants must refrain from being involved in the artistic process (e.g. developing an artist statement, choreography, music lyrics, storyboards, etc.) Student recognition and awards are announced as part of the Special Artist Division.
4. **HOW TO ENTER.** Entrants must submit their artwork and student entry form to their local PTA/PTSA program according to local and state PTA procedures. Entrants must follow requirements and instructions specific to each arts category and division. Contact local PTA programs for deadlines and additional information.
5. **ENTRY REQUIREMENTS.** (All participants must also follow arts category and if applicable, Special Artist Division rules)
  - Only new pieces of artwork inspired by the current year's theme may be submitted.
  - Each entry must be the original work of one student only. An adult may not alter the creative integrity of a student's work. Because the program is designed to encourage and recognize each student's individual creativity, help from an adult or collaboration with other students is not allowed except in the Special Artist Division. Other individuals may appear in or perform a student's work, but the work itself must be the creative product of one student only. Only one student may be recognized as the award recipient for each entry. See the specific arts category rules and special artist division rules for details.
  - Each entry must contain a title and all entries must include an artist statement. The artist statement communicates what inspired the work, how it relates to the theme, and the content of the work. The statement must include at least 10 words and not exceed 100 words.
  - Use of copyrighted material is prohibited, except for background music in dance choreography and film production entries. If used in dance choreography and film production entries, background music must be cited on the entry form. Plagiarized entries will be disqualified. Use of PowerPoint templates are prohibited.
6. **FINALIST SELECTION AND NOTIFICATION.** Entries are reviewed at local, regional, state and national levels. Each PTA determines its own reviewers for the program. Entries will be reviewed primarily on how well the student uses their artistic vision to portray the theme, their originality and creativity. The National PTA Reflections® program makes no restrictions on content or subject matter in artwork submitted by the local, regional or state levels. National PTA reserves the right to use its sole discretion in selecting the submissions to be recognized at the national level. Under no condition may parents or students contact a reviewer to dispute the status/score of any entry. Each PTA in its sole discretion will select finalists for exhibition and provide awards/prizes. Awards are announced per local and state procedures. National awards and events are announced May 1, 2022 at [PTA.org/Reflections](https://www.pta.org/Reflections).
7. **OWNERSHIP AND LICENSE.** Ownership in any submission shall remain the property of the entrant, but entry into this program constitutes entrant's irrevocable permission and consent that PTA may display, copy, reproduce, enhance, print, sublicense, publish, distribute and create derivative works for PTA purposes. PTA is not responsible for lost or damaged entries. Submission of entry into the PTA Reflections program constitutes acceptance of all rules and conditions.
8. **PARTICIPATING ENTITIES.** This program is administered by the National Parent Teacher Association (PTA) and PTA affiliates. Parent groups not affiliated with National PTA are not eligible to sponsor this program.



## Entry Form

### To be completed by PTA before distribution.

Local PTA \_\_\_\_\_ Local PTA ID \_\_\_\_\_

Local Program Chair \_\_\_\_\_ Email \_\_\_\_\_ Phone \_\_\_\_\_

Council PTA \_\_\_\_\_ District PTA \_\_\_\_\_ Region PTA \_\_\_\_\_ State PTA \_\_\_\_\_

Member Dues Paid Date \_\_\_\_\_ Insurance Paid Date \_\_\_\_\_ Bylaws Approval Date \_\_\_\_\_

Student Name \_\_\_\_\_ Grade \_\_\_\_\_ Age \_\_\_\_\_ Classroom \_\_\_\_\_

Parent/Guardian Name \_\_\_\_\_ Email \_\_\_\_\_ Phone \_\_\_\_\_

Mailing Address \_\_\_\_\_ City \_\_\_\_\_ State \_\_\_\_\_ Zip \_\_\_\_\_

Ownership in any submission shall remain the property of the entrant, but entry into this program constitutes entrant's irrevocable permission and consent that PTA may display, copy, reproduce, enhance, print, sublicense, publish, distribute and create derivative works for PTA purposes. PTA is not responsible for lost or damaged entries. Submission of entry into the PTA Reflections program constitutes acceptance of all rules and conditions. I agree to the above statement and the National PTA Reflections Official Rules.

Student Signature \_\_\_\_\_ Parent/Guardian Signature \_\_\_\_\_

#### Grade Division (Check One)

- ☐ Primary (Pre-K-Grade 2)
- ☐ Intermediate (Grades 3-5)
- ☐ Middle School (Grades 6-8)
- ☐ High School (Grades 9-12)
- ☐ Special Artist (All Grades)

#### Arts Category (Check One)

- ☐ Dance Choreography
- ☐ Film Production
- ☐ Literature
- ☐ Music Composition
- ☐ Photography
- ☐ Visual Arts

Title of Work \_\_\_\_\_ Details \_\_\_\_\_

If background music is used in dance/film, citation is required. Include word count for literature. List musician(s) or instrumentation for music. List dimensions for photography/visual arts.

**Artist Statement** (In 10 to 100 words, describe your work and how it relates to the theme)



PTA REFLECTIONS

## Leader's Guide



### Tips for Photographing Artwork

#### OUTDOOR SHOOTING

##### Try to shoot outside

The problem with lights the home is that they invariably cast shadows. If you have spotlights in your ceiling for example, and you lay your picture flat on a table or on the floor, it's next to impossible not to cast your own shadow as you lean over to snap your shot.

So the easiest way to achieve great lighting is to go outdoors. Because you have a single light source (the sun) it's easy to position yourself to one side of the picture and take an overhead shot without casting your own shadow.

If it's really sunny, you can place the piece in a large shadow area (like the shadow of your house) to make sure the colors do not get washed out.

#### OTHER TIPS

##### Avoid "hot spots"

Watch for areas where the light hits and causes reflections, especially if there is a shine to the work. Adjust the angles of the lights or use a white foamboard and experiment with different angles to allow the light to reflect on the work, instead of hitting it directly.

##### Don't forget to focus

If you are using a phone or tablet, don't forget to focus on the object by tapping on the screen and holding on the object you want to focus on. It's always a good idea to take at least 3-4 photos, from slightly different distances, giving the camera time to adjust to the new focus are between your shots.

#### INDOOR SHOOTING

##### Hang your artwork on the wall

If at all possible, hang the work on a neutral (white, black or gray) wall at the same height as the camera on a tripod or resting sturdily on a table.

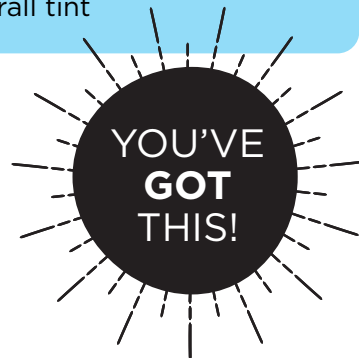
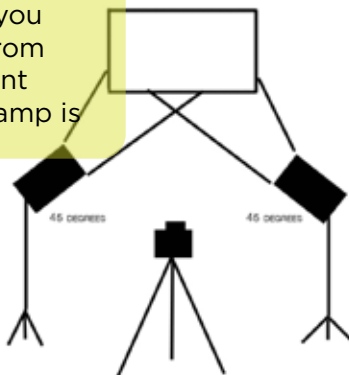
##### Light the work from at least two sides

When shooting indoors, try to do so in a room with plenty of windows and natural light. To avoid shadows, you want to have light hit the piece from more than one side, so supplement window light with a lamp (floor lamp is ideal).

##### Edit sparingly, to make sure the image reflects the artwork

Consider tweaking the image in the following ways, only if needed:

- rotate or straighten
- crop unwanted borders
- increase/decrease overall brightness
- increase/decrease overall saturation
- increase/decrease overall contrast
- adjust the overall tint





# The Local PTA Leader's Guide to the Citizenship Writing Program

Kansas PTA is proud to sponsor, support and encourage our students in grades 5-12 to write an essay or poem on the selected theme for the Citizenship Writing Program. This theme changes every year and encourages students to think about Citizenship in a broad sense.

The 2022-2023 Citizenship theme is "Future Me Hopes To Be."



POETRY



ESSAY



The entry categories for each grade level in the Citizenship Writing Program are:




POETRY



ESSAY

# General Participation Rules



## 1. Theme

The theme for the 2022-2023 Kansas PTA Citizenship Program is “Future Me Hopes To Be.” Only new pieces of literature inspired by the theme are acceptable.

## 2. Student Eligibility through Local PTAs

Students must participate in the Citizenship Program through local PTA/PTSA in good standing or through the Kansas PTA Goldne Oaks PTA. Parent groups not affiliated with the Kansas PTA association are not eligible to sponsor this program. It is the responsibility of the local and council PTA/PTSA to determine each student’s eligibility in the Citizenship program.

## 3. Eligible Grades

Student in grades 5 through 12 may participate in the Citizenship Writing Program.

## 4. Categories

Students may submit an entry in poetry and/or essay. The Kansas PTA does not limit the number of entries a student may submit.

## 5. Children with Disabilities

PTA believes that each child with a disability should be provided a free and appropriate public education. Therefore, the Citizenship Program does not have a special category for students with disabilities. Further information regarding students can be found in the Poetry and Essay rules.

## 6. Deadlines

Each student must submit their entry by the deadline established by their local PTA/PTSA. Each local PTA/PTSA sponsoring the program will set a deadline for entries in adherence with the Council, Region and State deadlines. These entries are judged and selected entries are forwarded to the next level of judging by the appropriate deadline.

## 7. Judging

All enties are judged on originality, organizaiona, support of thought and relevance to the theme. each PTA determines its own judges for the program. Under no conditions may parents or students contact he judges to dispute the status of the entry. All judges’ decisions are final.

## 8. Award Recipient Notification

All local, council and regional PTA/PTSA are responsible for notifying students if their entry has received an award at their level of judging. The Kansas PTA Arts in Education Chairman will notify in writing the state level award recipients.

# Poetry and Essay Rules

Students must adhere to the general participation rule as well as following Poetry and Essay rules.

## **1. The entry must relate to the current Citizenship Program Theme.**

Whether an entry uses a variety of techniques or a simple approach, it will be judged primarily on how well the student portray the theme. A well-developed concept is more important than technique.

## **2. Each entry must be the original work of one student only.**

An adult may not alter the creative integrity of a student's work. Because the program is designed to encourage student creativity, help from an adult or collaboration with other students is not allowed.

## **3. Plagiarized entries will be disqualified and returned to the student.**

Plagiarism is defined as "to steal and pass off [the ideas or words of another] as one's own; use without crediting source. (<https://www.merriam-webster.com/dictionary/plagiarized>).

## **4. All participants are required to fill out in its entirety and sign the Student Participation Form.**

Students who have not completely filled out the entry form will not be eligible to participate in the program. In situations where the child cannot fill out the entry form or write legibly, a parent may sign his or her child's name. If the form is submitted electronically, the local chair or PTA representative can elect to accept forms without a signature.

## **5. Poetry entries must be a least 50 word but may not exceed 500 words. Essay entries must be at least 200 words but may not exceed 1000 words.**

Entries may be handwritten or typed. Pages should be numbered. Entries are to reflect grade-appropriate grammar and spelling.

## **6. Submit entries on any kind of paper, not to exceed 8 1/2 by 11 inches in size.**

Entries that are multiple pages must be submitted on one side of the paper only. Write the student's name on the back of each page in case pages become separated. Students may have their entry typed by another person as long as the original work or copy of the original work is attached.

## **7. Student who are physically challenged may dictate to another person who may type or write down the original work.**

Transcribers should make every attempt to retain the same level of language and accuracy that is reflected in the students' original work.

## **8. Student for whom English is not their first language may submit entries in their own language.**

An interpretive translation must accompany the entry. Translators should make every attempt to retain the same level of language and accuracy that is reflected in the students' original work.



## Student Entry Form

**Grade** (check one)

<input type="checkbox"/>	5th	<input type="checkbox"/>	9th
<input type="checkbox"/>	6th	<input type="checkbox"/>	10th
<input type="checkbox"/>	7th	<input type="checkbox"/>	11th
<input type="checkbox"/>	8th	<input type="checkbox"/>	12th

**Category** (check one)

<input type="checkbox"/>	Poetry
<input type="checkbox"/>	Essay

**Local Unit Due Date**

All entries should be submitted labeled only with the student's entry type and grade level. Identifying information is only to be on this form which is to be stapled on the back on the entry. Entries submitted with identifying information will be returned as ineligible.

**Student Name**

**Address**

**City**

**Zip Code**

**Student Email**

**Parent/Guardian Name**

**Parent/Guardian Phone**

**Parent/Guardian Email**

PTA includes state, region, council, and local PTA/PTSA organization or unit. I grant PTA permission to use my works for commercial or noncommercial use, including, but not limited to public presentation of the work and reproduction of the work in print, electronic, and multimedia formats to promote the Citizenship Program. PTA may continue to use my work as long as it has access to a copy or to a slide. PTA is not responsible for lost or damaged works. Entries may not be returned. I understand that I must participate in the Citizenship Program through a PTA/PTSA in good standing. I affirm that this is my own original work.

**I understand that the submission of my entry into the Citizenship Writing Program constitutes acceptance of the above condition.**

**Student Signature** (required)

**Parent/Guardian Signature** (required)

**PLEASE NOTE: If this form is not completely filled out prior to submitting to your local PTA/PTSA, PTA has the right to disqualify your entry. Write legibly!**

**TO BE COMPLETED BY LOCAL PTA**

Local PTA ID _____	PTA Name _____
PTA Address _____	City _____ Zip _____
Local Chair Name _____	Phone _____
Email _____	

**KANSAS PTA USE ONLY**

Local PTA Status:

\_\_\_\_\_ Membership Dues Received \_\_\_\_\_ Bylaws Received w/Signatures \_\_\_\_\_ Copy of IRS Form 990 Received



## Program Judges Form Essay Category

The entries you receive to judge will have a number penciled on the back. Please match the numbers on this form to the entries when you are recording your scores. You will also receive a copy of the guidelines that the student followed, so you are aware of the criteria they were given.

Please use a point system of five (5) points per area with a total of 25 points. The five areas are noted on the table below. If you have a tie after you have assigned and totaled the points for each entry, please examine and score the entries again. If you are judging more than one grade level, you will be provided a judging sheet for each grade level.

Please do not combine grade levels.

**Grade Level**

**Teacher**

Entry	Originality	Organization	Support of Thought	Relevant to Theme	Overall	Total Points
1						
2						
3						
4						
5						
6						
7						
8						
9						
10						
11						
12						
13						
14						
15						
16						
17						
18						
19						
20						
21						
22						
23						
24						
25						



## Program Judges Form Poetry Category

The entries you receive to judge will have a number penciled on the back. Please match the numbers on this form to the entries when you are recording your scores. You will also receive a copy of the guidelines that the student followed, so you are aware of the criteria they were given.

Please use a point system of five (5) points per area with a total of 25 points. The five areas are noted on the table below. If you have a tie after you have assigned and totaled the points for each entry, please examine and score the entries again. If you are judging more than one grade level, you will be provided a judging sheet for each grade level.

Please do not combine grade levels.

**Grade Level**

**Teacher**

Entry	Originality	Organization	Support of Thought	Relevant to Theme	Overall	Total Points
1						
2						
3						
4						
5						
6						
7						
8						
9						
10						
11						
12						
13						
14						
15						
16						
17						
18						
19						
20						
21						
22						
23						
24						
25						